


### ① Surface Preparation

- ✓ **Remove** marine growth & existing coatings from metal surfaces.
- ✓ **Abrade** the metal with a mechanical grinder, wire wheel or by hand sanding (80-120Grit).
- ✓ For **newly polished/repaired metals**, abrade the metal surfaces to remove any slight surface oxidisation.
- ✓ **Rinse** metal surfaces with clean fresh water, ensuring that any abrasive residue is fully removed.



Surface preparation with grinder

### ② Surface Cleaning


- ✓ Apply **Prop Wash** using a clean cloth to scrub the surface. Do not allow to dry.
- ✓ **Rinse** surface with clean fresh water and **wipe** with a clean damp white cloth.
- ✓ **Repeat** until cloth shows no discolouration.
- ✓ **Solvent wipe** metal surfaces with acetone using a separate clean cloth.
- ✓ Keep metal surfaces **dry and free from contaminants**, do not touch surface.



Surface cleaning with a cloth

### ③ Primer Application

- ✓ **Mix Primer** for 3 minutes until solids are dispersed. Then **pour Activator slowly into Primer whilst stirring**, mix for 3 minutes. Replace lid and shake can for 2 minutes.
- ✓ **Using a new brush or roller, apply at least 1 thin coat of Primer, preferably 2 thin coats.**
- ✓ Ensure complete coverage of the metal surface is achieved.
- ✓ Allow Primer to **touch dry** between coats.
- ✗ **Do not apply a thick coating.**
- ✓ **To prevent runs**, apply out to the blade edges.
- ✓ **As soon as Primer is touch dry apply the Clear Coat.**




1st Coat of Primer



2nd Coat of Primer

### ④ Clear Coat Application

- ✓ Apply 1 **generous coat** of the Clear Coat using a new brush.
- ✓ **To prevent runs**, apply out to the edges and avoid scraping brush or roller on blade edges.
- ✗ **Do not touch** or immerse in water for 12 hours.



Clear Coat application

- \*For complete application instructions see the Technical Data Sheet.
- For safety instructions see the MSDS (Material Safety Data Sheet).
- For any further questions email [info@greencorpmarine.com](mailto:info@greencorpmarine.com) or speak to your local distributor.
- Website: [www.greencorpmarine.com/PropOne](http://www.greencorpmarine.com/PropOne)